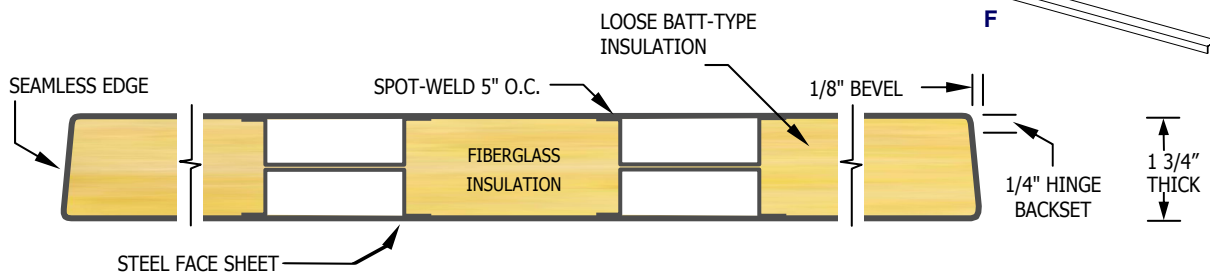
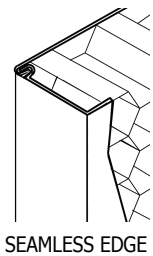
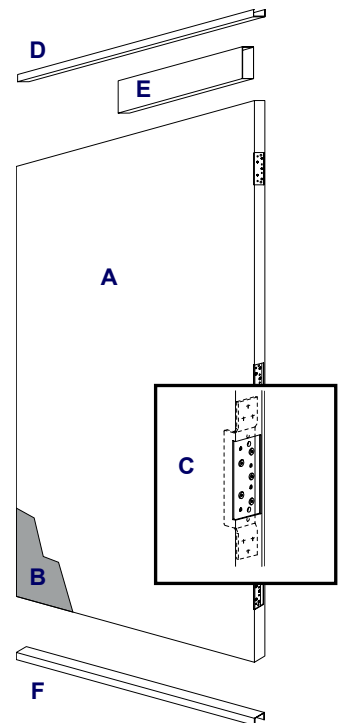


HMD-MED HOLLOW METAL DOOR SERIES

1 3/4" Thick, Hat-Shaped Steel Stiffened Core Steel Doors
 Flush Design, Hinge & Lock Edges Beveled, Handed

Description	Steel Stiffened: Steel Stiffened doors are built-to-order for both interior and exterior high frequency use locations.
Elevation	Flush design is standard. A variety of vision kits w/ glass and louvers are available. Flush molding lite kit is standard. See options page for sample elevation types.
NAAMM, SDI & ANSI	Can be custom engineered to meet the specifications of the project as required by the architect or specifier to meet most NAAMM-HMMA, SDI or ANSI specifications.
Steel Material	1. CRS Steel 2. A60 Galv Steel 3. G90 Galvanized Steel
Faces	18, 16, or 14 Gauge Steel (see A)
Door Edges	1-3/4" thick, beveled 1/8" in 2";
Vertical Edges	1. Welded Seamless Edge - Standard
Top / Bottom	1. 16 Gauge Inverted End Channels welded to face sheets - Standard (see D & F) 2. Steel Top Cap - Optional 3. Steel Bottom Cap - Optional 4. Vinyl Cap at Top/Standard Bottom - Optional
Hinges	7 Gauge Hinge Reinforcement (see C)
Locks	161 Single Bore (ANSI A115.2), 86 Mortise Edge Pocket (ANSI A115.2), PR (rim Panic reinf). Additional lock preparations are available. Consult our customer service department for details.
Closers	14 Gauge x 20" Long Surface Closer Reinforced. (see E)
Core	22 gauge Hat-Shaped Steel Stiffened Core: Manufactured with "hat-shaped" vertical steel stiffeners, spaced 6" on-center and spot-welded 5" on-center to the face sheets. Between voids of steel ribs is filled with fiberglass loose-batt type insulation (see B) to limit thermal & sound transmission.
Physical Endurance	Meets ANSI A250.4 Performance Test, Level A (1,000,000 Cycles) (4'-0" x 10'-0" max. size).
STC	No formal STC test. Sound Control is Estimated at: STC 38 (18 gauge operable, flush design).
Fire Rating	45 min, 90 min, 3 Hours
Test Laboratory	Underwriter's Labs (UL)
Finish	Rust inhibitive gray commercial prime painted (Meets ANSI 250.10). Finish painting by others.
Status	Made to order - custom manufactured.



Metropolitan Door Industries Corp.
 350 Thorens Avenue
 Garden City Park, NY 11040

Toll Free: 888.MDI.DOOR (888.634.3667)
 Phone: 516.294.1801
 Fax: 516.294.1828

www.metropolitandoor.com

