

ADJUSTABLE FRAMES

By Metropolitan Door Industries

4 1/2" - 12 1/4" Throat Size

Metropolitan Door Industries offers a full range of standard and custom hollow metal frames in various sizes and profiles. One of our most popular frames is the *Adjustable Profile*. Our Adjustable knock-down frame is available in two sizes:

- ⇒ **ADJ-47: Adjusts from 4 1/2" - 7 3/4" throat size***
 - ⇒ **ADJ-711: Adjusts from a 7 1/2" - 12 1/4" throat size.***
- See *Illustration No. 1*.

The frames are prepared for use with 1 3/4" (45 mm) thick doors. All standard frames are manufactured from commercial quality (A40 galv.) steel and are reinforced to receive architectural hardware in accordance to ANSI A115 standards. Most MDI® frames are available in stainless steel, lead-lined (X-ray) and G90 galvanized steel (some restrictions door apply).

Adjustable Frame Specifications

- 16 gauge A40 galv steel.
- Knock-down (KD) construction only.
- Hinge jambs are prepared and reinforced to receive 4 1/2" x 4 1/2" (114 mm x 114 mm) butt hinges.
- Hinge reinforcements can easily be field converted to accommodate heavy weight hinges.
- Strike jambs are prepared and reinforced to receive one standard 4 7/8" (124 mm) strike in accordance to ANSI A115.1.
- 2" face (or trim) dimension is standard on all MDI® frames.
- Hinge jamb, strike jamb, and head are "punched & dimpled" through the face of the frame for installation (installation screws by others). See *Illustration No. 1 and No. 2*.
- Adjustable frames can be custom ordered as No Return Bend (Slip-On Type); therefore the frame will sit flush on the wall surface so the GC can install wood trim molding. On Slip-On frames the face of the frame will be "punched only" for installation and not "dimpled." Contact our office for Slip-on Type Frames.

* All of our standard frames use 1/2" return bend profiles; therefore the jamb depth size is 1" larger then the throat; except on "Slip-On" type frames. To calculate the jamb depth on a Slip-On frame, it's the "throat size plus the gauge (thickness) of the steel."

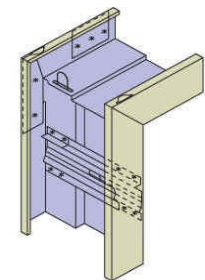
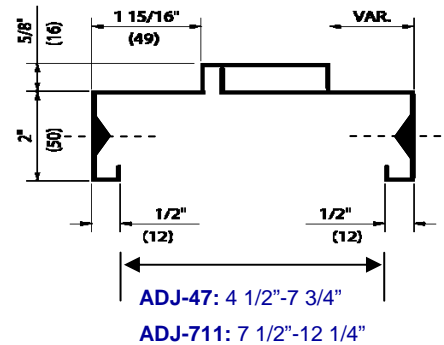
For more information on our complete line of doors, frames and hardware, please contact us at:

Metropolitan Door Industries Corp.
 350 Thorens Avenue
 Garden City Park, NY 11040
 Toll Free: 888.634.3667 (888.MDI.DOOR)
 Phone: 516.294.1801
 Fax: 516.294.1828
 www.metropolitandoor.com



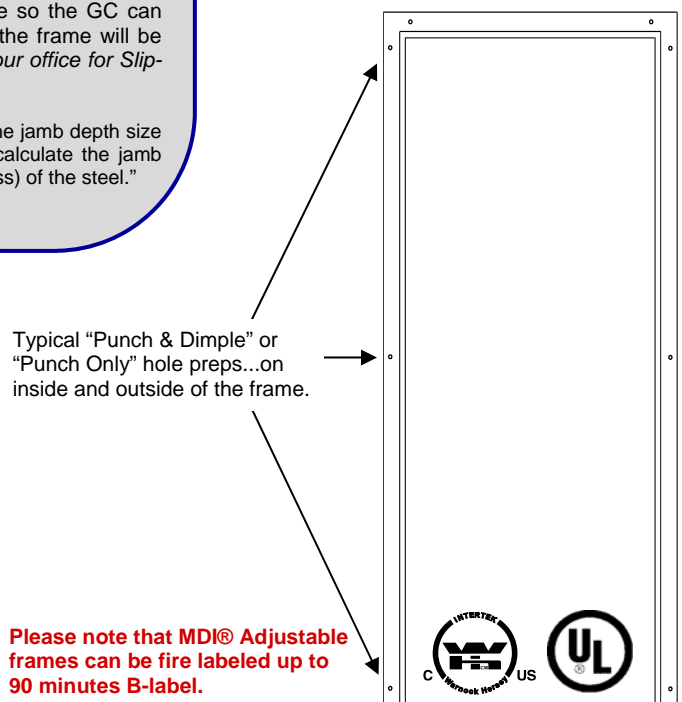
© 2007 Metropolitan Door Industries Corp.
 © MDI and the MDI designed logo are Registered Trademarks of Metropolitan Door Industries Corp.

► **Illustration No. 1:**



ADJ PROFILE VIEW OF THROAT WITH BRACKET

► **Illustration No. 2:**



Please note that MDI® Adjustable frames can be fire labeled up to 90 minutes B-label.