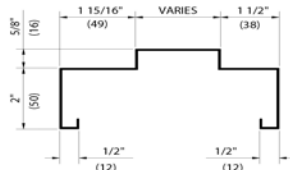


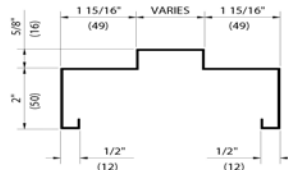
FRAME PROFILES

Standard & Custom Engineered

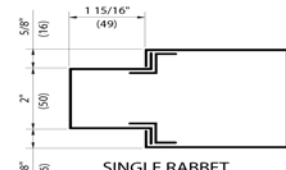
HOLLOW METAL FRAMES



DOUBLE RABBET PROFILE



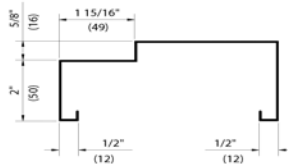
EQUAL RABBET PROFILE



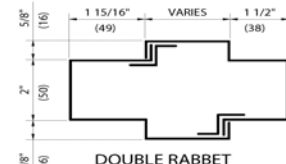
SINGLE RABBET MULLION



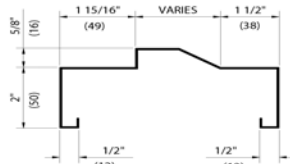
CASED OPENING PROFILE



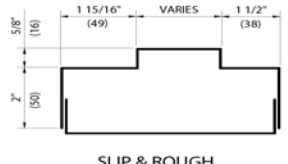
SINGLE RABBET PROFILE



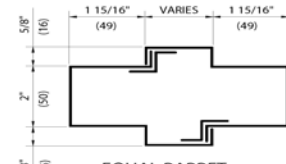
DOUBLE RABBET MULLION



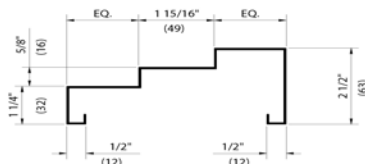
HOSPITAL STOP PROFILE



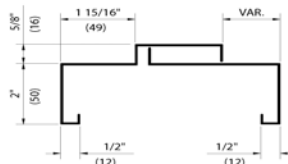
SLIP & ROUGH BUCK PROFILE



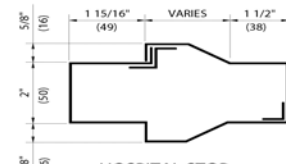
EQUAL RABBET MULLION



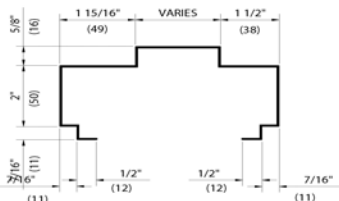
DOUBLE EGRESS PROFILE



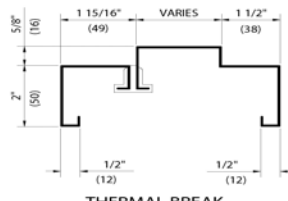
ADJUSTABLE JAMB DEPTH PROFILE



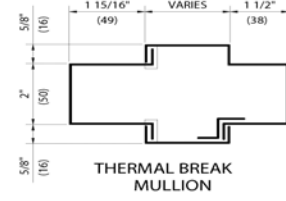
HOSPITAL STOP MULLION



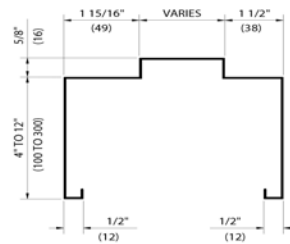
SHADOW LINE PROFILE



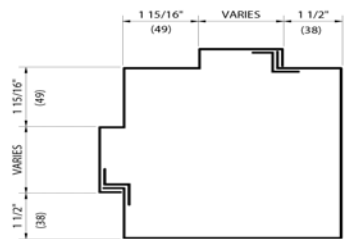
THERMAL BREAK PROFILE



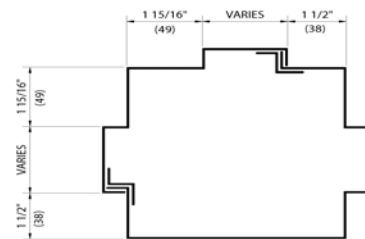
THERMAL BREAK MULLION



SILL PROFILE



TWO WAY CORNER PROFILE



THREE WAY CORNER PROFILE

Standard & Custom Engineered



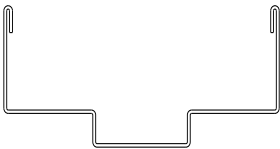
© 2007 Metropolitan Door Industries Corp.
 © MDI and the MDI designed logo are Registered Trademarks of Metropolitan Door Industries Corp.

www.metropolitandoor.com

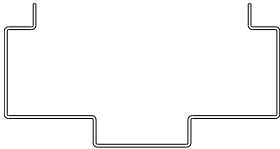
FRAME PROFILES

Custom Engineered

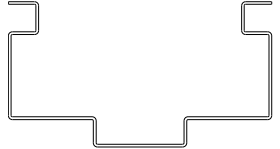
HOLLOW METAL FRAMES



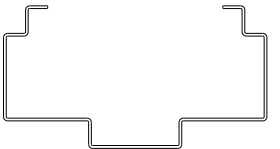
CQA



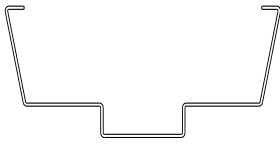
CQC



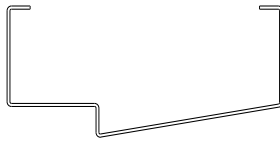
CQD



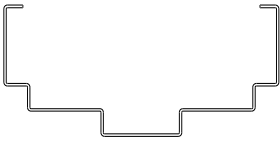
CQE



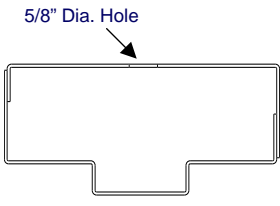
CQG



CRH

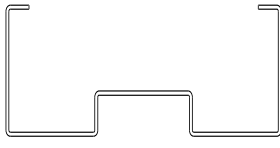


CQI

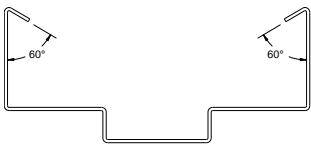


5/8" Dia. Hole

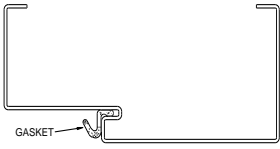
CQN



CQP

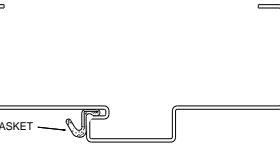


CQQ



GASKET

SRW



GASKET

SQW

Frame profiles are samples of what can be manufactured. If you have a custom design please contact our customer service department for details and information.

Profile names are for informational purposes only. They can be changed per job, per order as required to conform to architect or owners request.



© 2007 Metropolitan Door Industries Corp.
© MDI and the MDI designed logo are Registered Trademarks of Metropolitan Door Industries Corp.

Custom Engineered